

## Kinetics and Mechanism of Dissociation of Tris(pyridine-2-carbaldehyde-*N*-propylimine)- and Tris(pyridine-2-carbaldehyde-*N*-methylimine)-iron(II)<sup>1</sup>

By Eduardo J. S. Vichi,\* Instituto de Química, Universidade Estadual de Campinas, C. Postal 1170, 13100 Campinas (SP), Brasil  
 Pawel Krumholz, Instituto de Química, Universidade de São Paulo, São Paulo, Brasil

The rate of dissociation of tris(pyridine-2-carbaldehyde-*N*-propylimine)iron(II), [Fe(ppi)<sub>3</sub>]<sup>2+</sup>, has been reinvestigated and the studies extended to tris(pyridine-2-carbaldehyde-*N*-methylimine)iron(II), [Fe(pmi)<sub>3</sub>]<sup>2+</sup>. Experimental rate data are in agreement with a mechanism consisting of two simultaneous reaction paths in which the order of bond breaking between the central metal atom and each of the different moieties of the ligand is reversed. Approximate values of rate constants and activation parameters of some of the elementary reaction steps have been obtained for these paths. Comparison with values reported for the complexes of 2,2'-bipyridine, [Fe(bipy)<sub>3</sub>]<sup>2+</sup>, and glyoxalbismethylimine, [Fe(gmi)<sub>3</sub>]<sup>2+</sup>, suggests that the differences between metal-pyridine and -aliphatic imine bond strengths are significantly reduced on passing from bipy and gmi to the 'mixed' ligands pmi and ppi.

It has been shown that acid-catalysed dissociation of tris(2,2'-bipyridine)iron(II),<sup>2,3</sup> [Fe(bipy)<sub>3</sub>]<sup>2+</sup>, follows a rate law (1) where  $k_0$  and  $k_\infty$  are limiting rate constants

$$-\frac{d[\text{FeL}_3^{2+}]}{dt} = k_d[\text{FeL}_3^{2+}] = \frac{k_0 k_c + k_\infty [\text{H}^+]}{k_c + [\text{H}^+]} [\text{FeL}_3^{2+}] \quad (1)$$

at zero and infinite [H<sup>+</sup>], respectively. Acid-catalysed dissociation of tris(glyoxalbismethylimine)iron(II), [Fe(gmi)<sub>3</sub>]<sup>2+</sup>, follows the same rate expression.<sup>4</sup> The most likely mechanism compatible with equation (1) has been proposed by Basolo *et al.*<sup>5</sup> According to this mechanism the bonds between the central metal atom and the bidentate ligand are broken stepwise. Acid catalysis is explained on the basis of protonation of the free nitrogen atom of the half-bonded stationary intermediate. Another mechanism compatible with the experimental rate law, which postulates protonation of the original complex,<sup>3</sup> has been ruled out by equilibrium measurements.<sup>6</sup>

Iron(II) complexes of pyridine-2-carbaldehydeimine ligands might be expected to exhibit a similar rate expression and mechanism. However, Murmann and Healy<sup>7</sup> could not use equation (1) as such for acid dissociation of tris(pyridine-2-carbaldehyde-*N*-propylimine)iron(II), [Fe(ppi)<sub>3</sub>]<sup>2+</sup>. A quadratic term in [H<sup>+</sup>] had to be included in the numerator of the expression for  $k_d$  in equation (1) in order to obtain agreement with experiment. Moreover,  $k_d$  did not converge to a constant value at high acidities. The proposed mechanism involves participation of mono- and di-protonated species in equilibria with the original complex. The principal evidence put forward in favour of the mechanism is the decrease in absorbance of the complex with increasing acid (HClO<sub>4</sub>) concentration. However, it has been

shown<sup>8</sup> that this is due to a change in oxidation state of the metal rather than protonation of the complex.

Seeking a mechanistic explanation more in line with the aforementioned results for bipy and gmi iron(II) complexes, and in as much as available kinetic data<sup>7</sup> were insufficient, we decided to reinvestigate the rate of dissociation of tris(pyridine-2-carbaldehyde-*N*-propylimine)iron(II). The present paper discusses the results of this reinvestigation and an extension to tris(pyridine-2-carbaldehyde-*N*-methylimine)iron(II).

### EXPERIMENTAL

**Materials.**— Tris(pyridine-2-carbaldehyde-*N*-propylimine)iron(II) perchlorate was prepared from pyridine-2-carbaldehyde, *n*-propylamine, and iron(II) sulphate in water-ethanol and precipitated with sodium perchlorate.<sup>7</sup> The crude product was treated with enough water at 15 °C (*ca.* 150 cm<sup>3</sup> g<sup>-1</sup>) to dissolve *ca.* two thirds of the material. Careful addition of Na[ClO<sub>4</sub>] to the filtered solution resulted in precipitation of *ca.* 50% of the dissolved material. The precipitate was dissolved in cold water and enough Na[ClO<sub>4</sub>] was added to precipitate again *ca.* 50% of the complex. The fractional precipitation was repeated. The last two fractions to precipitate differed by at most 0.3% in their rates of dissociation.† The purity of *n*-propylamine was checked by gas chromatography.

Tris(pyridine-2-carbaldehyde-*N*-methylimine)iron(II) perchlorate was prepared and purified in the same way. Methylamine was used instead of *n*-propylamine. The rates of dissociation of the different fractions were almost identical within the limits of experimental error.

**Kinetics.**— Kinetic measurements were carried out in 2.00M-HCl-LiCl mixtures to minimize variations of activity coefficients with varying composition of the solutions.<sup>6</sup> Acidity was varied from *ca.* 2 × 10<sup>-5</sup> (0.005 mol dm<sup>-3</sup> acetate buffer) to 2 mol dm<sup>-3</sup>. The concentration of the complexes was 4 × 10<sup>-5</sup>–10 × 10<sup>-5</sup> mol dm<sup>-3</sup>. The rate of

<sup>3</sup> P. Krumholz, (a) *Nature*, 1949, **163**, 724; (b) *Anais Acad. Brasil Cienc.*, 1950, **22**, 263.

<sup>4</sup> P. Krumholz, *Proc. 7th Internat. Conf. Co-ordination Chem.*, Stockholm, 1962, p. 280.

<sup>5</sup> (a) F. Basolo, J. C. Hayes, and H. M. Neumann, *J. Amer. Chem. Soc.*, 1954, **76**, 3807; (b) F. Basolo and R. G. Pearson, 'Mechanisms of Inorganic Reactions', 2nd edn., Wiley, New York, 1967, p. 218.

<sup>6</sup> P. Krumholz, *J. Phys. Chem.*, 1956, **60**, 87.

<sup>7</sup> R. K. Murmann and E. A. Healy, *J. Amer. Chem. Soc.*, 1961, **83**, 2092.

<sup>8</sup> A. A. Schilt, *J. Amer. Chem. Soc.*, 1963, **85**, 904.

† We isolated from the first undissolved fraction a product which differed from the final fraction by *ca.* 10% in the rate of dissociation (0.3M-HCl). The absorption spectra of the different fractions in the range 300–700 nm were practically identical, suggesting that two possible geometrical isomers of [Fe(ppi)<sub>3</sub>]<sup>2+</sup> are present in the crude product.

<sup>1</sup> Presented in part in *Proc. 3rd Symp. Co-ordination Chem.*, Debrecen, Hungary, 1970, p. 357.

<sup>2</sup> J. H. Baxendale and P. George, *Nature*, 1948, **162**, 777; *Trans. Faraday Soc.*, 1950, **46**, 736.

dissociation was followed photometrically, at 560 nm for  $[\text{Fe}(\text{ppi})_3]^{2+}$  and 551 nm for  $[\text{Fe}(\text{pmi})_3]^{2+}$ , using a Hitachi-Perkin-Elmer model 139 spectrophotometer equipped with a thermostatted cell compartment and digital readout. Kinetic runs were made at 30.15, 35.06, and 40.06 °C for  $[\text{Fe}(\text{ppi})_3]^{2+}$  and 43.12 and 56.60 °C for  $[\text{Fe}(\text{pmi})_3]^{2+}$ . The temperature of the solutions was maintained to within  $\pm 0.01$  °C or less. The reactions were followed for at least two half-lives. Within the experimental error, the rates of reaction were first order in complex concentration. Rate constants were obtained in the usual way and refined by a least-squares treatment. Duplicate runs were reproducible to within *ca.*  $\pm 0.2\%$ .

## RESULTS AND DISCUSSION

**Kinetic Results.**—Table 1 presents the values of  $k_d$  obtained for  $[\text{Fe}(\text{ppi})_3]^{2+}$  and  $[\text{Fe}(\text{pmi})_3]^{2+}$ . It can be

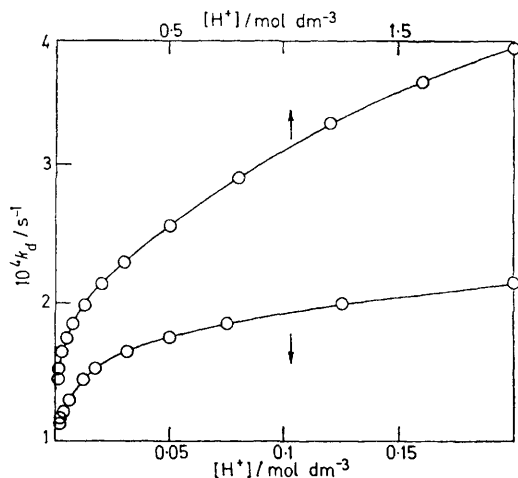


FIGURE 1 Dependence of the first-order dissociation rate constant ( $k_d$ ) of  $[\text{Fe}(\text{ppi})_3]^{2+}$  on  $[\text{H}^+]$  at 30.15 °C and  $I = 2.00\text{M}$  (HCl-LiCl)

seen, in agreement with Murmann and Healy,<sup>7</sup> that equation (1) does not predict correctly the acid dependence of  $k_d$  for acidities greater than *ca.*  $0.1 \text{ mol dm}^{-3}$ . Values of  $k_d$  for  $[\text{Fe}(\text{ppi})_3]^{2+}$  against  $[\text{H}^+]$ , at 30.15 °C, are plotted in Figure 1. The curve obtained suggests that we are dealing with two superposed kinetic processes. In one,  $k_d$  tends to approach a steady value at  $[\text{H}^+] = 0.1 \text{ mol dm}^{-3}$  [cf. equation (1)], whereas in the other  $k_d$  increases gradually up to the highest acidities. The curve of  $k_d$  against  $[\text{H}^+]$  for  $[\text{Fe}(\text{pmi})_3]^{2+}$  follows the same pattern.

This kinetic behaviour can be rationalized if the unsymmetric nature of the pyridine-2-carbaldehydeimine ligands is considered. The mechanism of Basolo *et al.*<sup>5</sup> leads one to predict two parallel dissociation paths differing by the sequence in which bonds between the metal atom and the two different moieties of the ligand are broken. The expression for  $k_d$  then takes form (2).

$$k_d = \frac{k_0'k_c' + k_\infty'[\text{H}^+]}{k_c' + [\text{H}^+]} + \frac{k_0''k_c'' + k_\infty''[\text{H}^+]}{k_c'' + [\text{H}^+]} \quad (2)$$

Equation (2) can be conveniently expressed as (3) where  $k_0^0 = k_0' + k_0''$ ,  $k_x' = k_\infty' - k_0'$ , and  $k_x'' = k_\infty'' - k_0''$ . It is obvious that kinetics can only provide values

for the parameters  $k_0^0$ ,  $k_x'$ ,  $k_x''$ ,  $k_c'$ , and  $k_c''$ . The values of  $k_0'$  and  $k_0''$  are undetermined within the numerical

$$k = k_d - k_0^0 = \frac{k_x'[\text{H}^+]}{k_c' + [\text{H}^+]} + \frac{k_x''[\text{H}^+]}{k_c'' + [\text{H}^+]} = \frac{k' + k''}{k' + k''} \quad (3)$$

value of  $k_0^0$ . The latter is easily obtained by extrapolating experimental values of  $k_d$  to  $[\text{H}^+] = 0$ . Approximate values for  $k_x'$  and  $k_c'$  and for  $k_x''$  and  $k_c''$  were obtained from values of  $k_d$  at  $[\text{H}^+] < 0.1$  and  $> 0.5 \text{ mol dm}^{-3}$ , respectively. The 'best' set of values of the parameters was obtained by successive approximations in order to minimize the average deviation between the experimental values of  $k_d$  and those calculated from equation (3). The results are shown in Table 2. The fitting procedure is rather sensitive to small variations in the ratio  $k_x : k_c$ , but less sensitive to variations in the absolute values of the parameters. Nevertheless, variations of  $k_x'$ ,  $k_c'$ ,  $k_x''$ , and  $k_c''$  by 2(3), 2(3), 4(3), and 4(6)%, respectively, for  $[\text{Fe}(\text{ppi})_3]^{2+}$  ( $[\text{Fe}(\text{pmi})_3]^{2+}$ ) impair significantly the agreement between experimental and calculated values of  $k$ . The excellent agreement between experimental values of  $k$  and those calculated from equation (3) using the set of parameters given in Table 2 is demonstrated in Table 3. Experiment and theory agreed within an average deviation of 0.1% for  $[\text{Fe}(\text{ppi})_3]^{2+}$  and 0.2% for  $[\text{Fe}(\text{pmi})_3]^{2+}$ . The maximum deviation was 0.3% for  $[\text{Fe}(\text{ppi})_3]^{2+}$  and 0.6% for  $[\text{Fe}(\text{pmi})_3]^{2+}$ . In Figure 2, the two acid-dependent terms

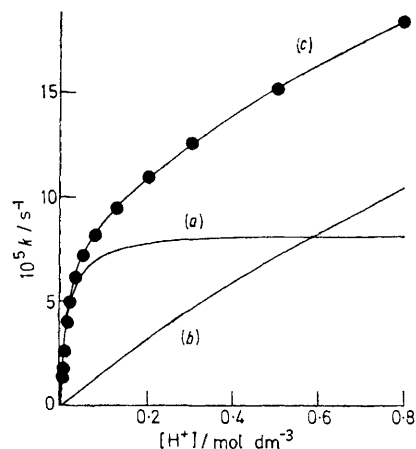


FIGURE 2 Plots of the acid-dependent kinetic terms in equation (3) against  $[\text{H}^+]$  at 30.15 °C and  $I = 2.00\text{M}$  (HCl-LiCl): (a)  $k = k_x''[\text{H}^+]/(k_c'' + [\text{H}^+])$ ; (b)  $k = k_x'[\text{H}^+]/(k_c' + [\text{H}^+])$ ; (c) sum of (a) and (b) points are values of  $k_d - k_0^0$

for  $[\text{Fe}(\text{ppi})_3]^{2+}$ , at 30.15 °C, are plotted against  $[\text{H}^+]$ , separately and as a sum.

Figure 3 shows the dependence on  $[\text{H}^+]$  of the apparent Arrhenius activation energy related to the first-order dissociation constants,  $k_d$ , of  $[\text{Fe}(\text{ppi})_3]^{2+}$  and  $[\text{Fe}(\text{pmi})_3]^{2+}$ . This rather peculiar dependence reflects again the dual nature of the dissociation process. The initial steep decrease of  $E^\ddagger$  with  $[\text{H}^+]$  is enhanced by the increase in  $k_c'$  with temperature.

**Mechanism.**—The mechanism of dissociation of

TABLE 1  
 Pseudo-first-order rate constants for acid dissociation of  $[\text{Fe}(\text{ppi})_3]^{2+}$  and  $[\text{Fe}(\text{pmi})_3]^{2+}$ 

30.15 °C		35.06 °C		40.06 °C		43.12 °C		52.60 °C	
$[\text{H}^+]$ mol dm <sup>-3</sup>	$10^4 k_d$ s <sup>-1</sup>	$[\text{H}^+]$ mol dm <sup>-3</sup>	$10^4 k_d$ s <sup>-1</sup>	$[\text{H}^+]$ mol dm <sup>-3</sup>	$10^4 k_d$ s <sup>-1</sup>	$[\text{H}^+]$ mol dm <sup>-3</sup>	$10^4 k_d$ s <sup>-1</sup>	$[\text{H}^+]$ mol dm <sup>-3</sup>	$10^4 k_d$ s <sup>-1</sup>
ca. $2 \times 10^{-5}$	1.05	ca. $2 \times 10^{-5}$	2.31	ca. $2 \times 10^{-5}$	5.01	ca. $2 \times 10^{-5}$	0.435	ca. $2 \times 10^{-5}$	1.89
$6.7 \times 10^{-4}$	1.08			$6.5 \times 10^{-4}$	5.03	$7.5 \times 10^{-4}$	0.443	$7.6 \times 10^{-4}$	1.93
$1.3 \times 10^{-3}$	1.11	$1.3 \times 10^{-3}$	2.42	$1.3 \times 10^{-3}$	5.22	$1.4 \times 10^{-3}$	0.452	$1.4 \times 10^{-3}$	1.95
$2.5 \times 10^{-3}$	1.17			$2.5 \times 10^{-3}$	5.40	$2.7 \times 10^{-3}$	0.470	$2.7 \times 10^{-3}$	2.01
$3.8 \times 10^{-3}$	1.22	$3.75 \times 10^{-3}$	2.61	$3.7 \times 10^{-3}$	5.56	$3.8 \times 10^{-3}$	0.484	$3.9 \times 10^{-3}$	2.05
$6.2 \times 10^{-3}$	1.30			$6.2 \times 10^{-3}$	5.87	$6.4 \times 10^{-3}$	0.516	$6.4 \times 10^{-3}$	2.15
0.012	1.44	0.012	3.04	0.013	6.38	0.013	0.590	0.013	2.37
0.019	1.54			0.019	6.78	0.019	0.653	0.019	2.60
0.031	1.66	0.031	3.49	0.031	7.28	0.031	0.764	0.031	2.98
0.050	1.77			0.050	7.75	0.050	0.901	0.050	3.42
0.075	1.86	0.075	3.91	0.075	8.17	0.076	1.04	0.075	3.94
0.125	1.99			0.125	8.72	0.125	1.26	0.125	7.73
0.20	2.14	0.20	4.45	0.20	9.29	0.20	1.49	0.20	5.56
0.30	2.30			0.30	9.91	0.30	1.72	0.30	6.43
0.50	2.57	0.50	5.32	0.50	10.9	0.50	2.06	0.50	7.70
0.80	2.91			0.80	12.2	0.80	2.41	0.80	8.96
1.2	3.29	1.2	6.68	1.2	13.5	1.2	2.75	1.2	10.3
1.6	3.60			1.6	14.7	1.6	3.01	1.6	11.2
2.0	3.86	2.0	7.82	2.0	15.6	2.0	3.23	2.0	12.0

 TABLE 2  
 Kinetic parameters in equation (3) for dissociation of  $[\text{Fe}(\text{ppi})_3]^{2+}$  and  $[\text{Fe}(\text{pmi})_3]^{2+}$  in 2M-HCl-LiCl

Complex	$\theta_c$ °C	$\frac{10^4 k_d^0}{\text{s}^{-1}}$	$\frac{10^4 k_x'}{\text{s}^{-1}}$	$\frac{10^4 k_x''}{\text{s}^{-1}}$	$\frac{10^2 k_c'}{\text{mol dm}^{-3}}$	$\frac{k_c''}{\text{mol dm}^{-3}}$
$[\text{Fe}(\text{ppi})_3]^{2+}$	30.15	1.04	$0.84 \pm 0.01$	$4.75 \pm 0.15$	$1.48 \pm 0.02$	$2.8 \pm 0.15$
	40.06	5.01	$3.48 \pm 0.05$	$17.8 \pm 0.7$	$2.06 \pm 0.04$	$3.0 \pm 0.2$
$[\text{Fe}(\text{pmi})_3]^{2+}$	43.12	0.434	$1.00 \pm 0.04$	$3.37 \pm 0.08$	$0.85 \pm 0.04$	$1.7 \pm 0.2$
	52.60	1.89	$3.7 \pm 0.2$	$12.5 \pm 0.35$	$1.03 \pm 0.05$	$1.8 \pm 0.2$

 TABLE 3  
 Values of  $k$ , experimental ( $k = k_d - k_0^0$ ) and calculated from equation (3) ( $k' + k''$ );  $\delta$  is the relative % deviation calculated from  $\delta = 100[k - (k' + k'')]/k_d$ 

$[\text{Fe}(\text{ppi})_3]^{2+}$ , 30.15 °C					$[\text{Fe}(\text{pmi})_3]^{2+}$ , 43.12 °C				
$[\text{H}^+]$ mol dm <sup>-3</sup>	$10^4(k' + k'')$ s <sup>-1</sup>	$10^4 k$ s <sup>-1</sup>	$10^4 k_d$ s <sup>-1</sup>	$\delta$ %	$[\text{H}^+]$ mol dm <sup>-3</sup>	$10^4(k' + k'')$ s <sup>-1</sup>	$10^4 k$ s <sup>-1</sup>	$10^4 k_d$ s <sup>-1</sup>	$\delta$ %
ca. $2 \times 10^{-5}$	0.001	0.002	1.05	+0.03	ca. $2 \times 10^{-5}$	0	0.001	0.435	+0.24
$6.7 \times 10^{-4}$	0.037	0.037	1.08	-0.02	$7.5 \times 10^{-4}$	0.010	0.009	0.443	-0.32
$1.3 \times 10^{-3}$	0.070	0.070	1.11	+0.02	$1.4 \times 10^{-3}$	0.019	0.018	0.452	-0.21
$2.5 \times 10^{-3}$	0.126	0.127	1.17	+0.06	$2.7 \times 10^{-3}$	0.036	0.036	0.470	+0.05
$3.8 \times 10^{-3}$	0.175	0.178	1.22	+0.19	$3.9 \times 10^{-3}$	0.052	0.051	0.484	-0.24
$6.2 \times 10^{-3}$	0.256	0.256	1.30	+0.01	$6.4 \times 10^{-3}$	0.082	0.082	0.516	-0.02
0.012	0.401	0.401	1.44	0	0.013	0.154	0.156	0.590	+0.25
0.019	0.495	0.496	1.54	+0.03	0.019	0.219	0.219	0.653	+0.08
0.031	0.617	0.618	1.66	+0.07	0.031	0.331	0.330	0.764	-0.09
0.050	0.726	0.723	1.76	-0.14	0.050	0.468	0.467	0.901	-0.09
0.075	0.819	0.819	1.86	-0.02	0.075	0.612	0.608	1.04	-0.36
0.125	0.947	0.945	1.99	-0.10	0.125	0.826	0.826	1.26	+0.01
0.20	1.09	1.10	2.14	+0.13	0.20	1.06	1.06	1.49	+0.03
0.30	1.25	1.26	2.30	+0.25	0.30	1.28	1.29	1.72	+0.39
0.50	1.53	1.53	2.57	+0.05	0.50	1.62	1.62	2.06	+0.27
0.80	1.874	1.87	2.91	-0.15	0.80	1.98	1.98	2.41	-0.07
1.2	2.25	2.25	3.29	-0.09	1.2	2.33	2.31	2.75	-0.42
1.6	2.55	2.55	3.60	0	1.6	2.58	2.58	3.01	0
2.0	2.81	2.82	3.86	+0.25	2.0	2.76	2.80	3.23	+0.58
				$\Sigma \delta $ 1.60					$\Sigma \delta $ 3.72

$[\text{Fe}(\text{ppi})_3]^{2+}$  and  $[\text{Fe}(\text{pmi})_3]^{2+}$  can be pictured as in the Scheme. According to this reaction scheme and applying the steady-state approximation to the half-bonded intermediates, the experimental rate constant,  $k_d$ , will be given by the equation (4) which is mathematically equivalent to (2), where  $k_c' = (k_2' + k_3')(k_5' + k_6')$ / $k_4'k_6'$  and  $k_c'' = (k_2'' + k_3'')(k_5'' + k_6'')/k_4''k_6''$ . At low

$$\begin{aligned}
 & [\text{H}^+], k_d = k_0^0 = [k_1'k_3'/(k_2' + k_3')] + [k_1''k_3''/(k_2'' + k_3'')] = k_0' + k_0''. \text{ At high } [\text{H}^+], k_d = k_\infty = k_1' + k_1'' \\
 & k_d = k_1' \left\{ \frac{k_3'(k_5' + k_6') + k_4'k_6'[\text{H}^+]}{(k_2' + k_3')(k_5' + k_6') + k_4'k_6'[\text{H}^+]} \right\} + \\
 & k_1'' \left\{ \frac{k_3''(k_5'' + k_6'') + k_4''k_6''[\text{H}^+]}{(k_2'' + k_3'')(k_5'' + k_6'') + k_4''k_6''[\text{H}^+]} \right\} \quad (4)
 \end{aligned}$$

$= k_{\infty}' + k_{\infty}''$ . The constant  $k_0$  refers to total loss of the first ligand;  $k_{\infty}'$  (or  $k_{\infty}''$ ) refers to breaking of the first

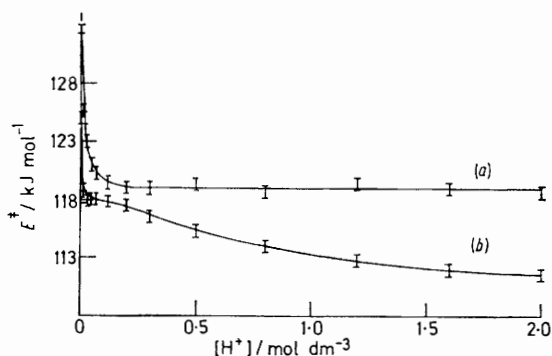
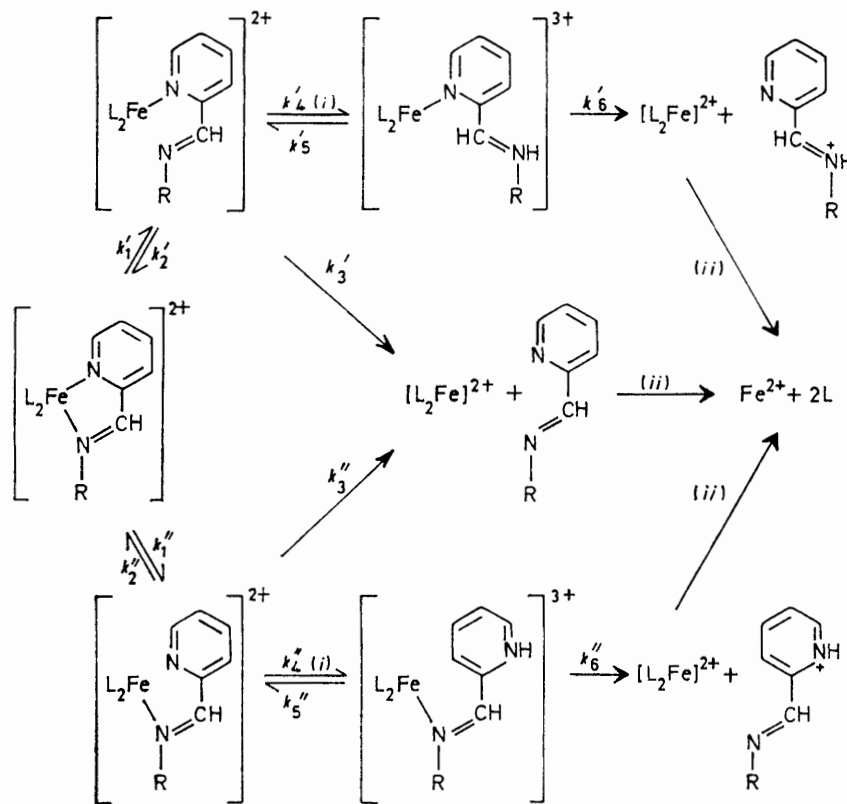


FIGURE 3 Dependence on  $[H^+]$  of the apparent Arrhenius activation energy ( $E^\ddagger$ ) for dissociation of  $[Fe(pmi)_3]^{2+}$  (a) and of  $[Fe(ppi)_3]^{2+}$  (b)

metal-nitrogen bond in the original complex, which could be either the metal-pyridine or the metal-aliphatic

on passing from  $[Fe(bipy)_3]^{2+}$  and  $[Fe(gmi)_3]^{2+}$  to  $[Fe(pmi)_3]^{2+}$ . It follows that the constant  $k_{\infty}'$  refers to the reaction path in which the bond between the metal and the aliphatic imine nitrogen is broken first, while  $k_{\infty}''$  refers to that in which the metal-pyridine bond is broken first. The same conclusion holds for  $[Fe(ppi)_3]^{2+}$  ( $k_{\infty}'' : k_{\infty}' \approx 5 : 1$ ). A comparison of the values of the constants  $k_0'$  and  $k_0''$  of  $[Fe(pmi)_3]^{2+}$  and  $[Fe(ppi)_3]^{2+}$  and those of  $k_0$  for  $[Fe(bipy)_3]^{2+}$  and  $[Fe(gmi)_3]^{2+}$  (see below) corroborates this assignment.

*The Ratio  $k_{\infty} : k_0$  and Estimation of  $k_{\infty}'$  and  $k_{\infty}''$ .*—According to the mechanism pictured above,  $k_{\infty}/k_0 = 1 + (k_2/k_3)$  for both paths. Thus,  $k_{\infty}' : k_0'$  (and  $k_{\infty}'' : k_0''$ ) will depend on the ratio of the rates of reclosure of the chelate ring ( $k_2$ ) and breaking of the second metal-nitrogen bond in the half-bonded intermediate ( $k_3$ ). The rates of closure of chelate rings are mainly governed by highly positive entropies of activation<sup>9</sup> that will not be too different in different iron-di-imine complexes. On the other hand, breaking of the iron-unidentate di-imine bond will depend strongly on the environment of



SCHEME R = Me (L = pmi) or Pr<sup>n</sup> (ppi): (i),  $\pm H^+$ ; (ii), fast.

di-imine bond. Assignment of  $k_{\infty}'$  and  $k_{\infty}''$  can be made by comparing the ratio  $k_{\infty}''(\text{pmi}) : k_{\infty}'(\text{pmi}) \approx 3 : 1$  with  $k_{\infty}(\text{bipy})/k_{\infty}(\text{gmi}) \approx 10^3 : 1$ .<sup>\*</sup> In spite of the drastic reduction of this ratio in the complex of the 'mixed' ligand, pmi, it is improbable that an inversion in the reactivities of the aliphatic and aromatic nitrogen atoms will occur

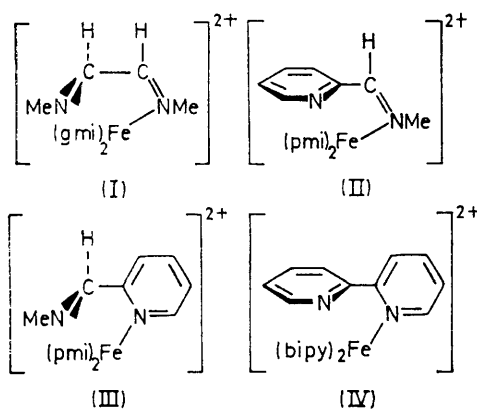
\* Values of  $k_{\infty}(\text{bipy})$  and  $k_{\infty}(\text{gmi})$  were obtained from refs. 3 and 4, respectively, and corrected to the same temperature.

the nitrogen atom attached to the metal atom. Thus it is reasonable to expect that  $k_3$  will be much more influenced by the nature of the di-imine ligand than will  $k_2$ . This means that  $k_{\infty} : k_0$  reflects primarily the strength of the iron-unidentate di-imine bond in the half-bonded intermediates. For  $[Fe(bipy)_3]^{2+}$  and  $[Fe(gmi)_3]^{2+}$   $k_{\infty} :$

<sup>9</sup> F. Basolo and R. G. Pearson, 'Mechanisms of Inorganic Reactions,' Wiley, New York, 1967, 2nd edn.

$k_0^*$  is ca. 7 (2.2M-HCl-LiCl) and 25 : 1 (0.5M-HCl-LiCl), respectively. The larger value of this ratio for  $[\text{Fe}(\text{gmi})_3]^{2+}$  compared with  $[\text{Fe}(\text{bipy})_3]^{2+}$  must be due to the greater basicity of the aliphatic imine nitrogen.

For  $[\text{Fe}(\text{pmi})_3]^{2+}$  and  $[\text{Fe}(\text{ppi})_3]^{2+}$  kinetics can only provide lower and upper limits for the rate constants, and consequently for the ratios  $k_{\infty'} : k_0'$  and  $k_{\infty''} : k_0''$ . The uncertainty in the ratios and in the constants can be



reduced using for  $[\text{Fe}(\text{pmi})_3]^{2+}$ , at 43 °C, a lower limit of  $k_{\infty'} : k_0' = 7 : 1$  (the value of  $k_{\infty} : k_0$  for  $[\text{Fe}(\text{bipy})_3]^{2+}$ ); the upper limit was obtained from the condition that  $k_{\infty'} : k_0' \leq k_{\infty''} : k_0''$ . Thus the estimated ratios were  $k_{\infty'} : k_0' = 7-11$  and  $k_{\infty''} : k_0'' = 11-13.5 : 1$ . From the

4 gives the values of the ratios  $k_{\infty'} : k_0'$  and  $k_{\infty''} : k_0''$  and the constants  $k_0'$ ,  $k_{\infty}'$ ,  $k_0''$ , and  $k_{\infty}''$  for  $[\text{Fe}(\text{pmi})_3]^{2+}$  and  $[\text{Fe}(\text{ppi})_3]^{2+}$ , at different temperatures. The values of  $k_0'(k_0'')$  and  $k_{\infty}'(k_{\infty}'')$  were estimated by substitution of  $k_{\infty}' = k_x' + k_0'$  ( $k_{\infty}'' = k_x'' + k_0''$ ) into  $k_{\infty}'/k_0'(k_{\infty}''/k_0'')$ . The error limits quoted for the constants were estimated by taking into account the uncertainties in the ratios  $k_x' : k_0'$  ( $k_x'' : k_0''$ ) (see above) and in the parameters  $k_x'(k_x'')$  (see Table 2).

The Constant  $k_c$ .—Equation (5) can be obtained from (4). In equation (5), which is valid for both dissociation

$$k_c = \frac{k_2 + k_3}{k_4} + \frac{K(k_2 + k_3)}{k_6} \quad (5)$$

paths ( $k_c'$  and  $k_c''$ ),  $K (= k_5/k_4)$  is the acid-dissociation equilibrium constant of the half-bonded protonated intermediate. A comparison of the values of  $k_c'$  and  $k_c''$  of  $[\text{Fe}(\text{pmi})_3]^{2+}$  (Table 2) with the estimated values of  $k_c$  of  $[\text{Fe}(\text{gmi})_3]^{2+}$  (0.1, at 50–60 °C in 0.5M-HCl-LiCl)<sup>4</sup> and of  $[\text{Fe}(\text{bipy})_3]^{2+}$  (0.4, at 25 °C in 2.2M-HCl-LiCl)<sup>3</sup> shows the order  $k_c' < k_c(\text{gmi}) < k_c(\text{bipy}) < k_c''$ .

For the acid hydrolysis of  $[\text{Fe}(\text{bipy})_3]^{2+}$ , Basolo *et al.*<sup>5</sup> made the assumption that  $k_6 \gg k_5$ . Equation (5) then reduces to  $k_c = (k_2 + k_3)/k_4$ . From published data on the kinetics of formation of  $[\text{Fe}(\text{bipy})_3]^{2+}$ ,<sup>6,10</sup> one can conclude that  $k_2 \approx 10^5-10^6$  and  $k_3 \approx 10^4-10^5 \text{ s}^{-1}$ . On the other hand, rates of protonation of nitrogen are in general close to the limiting diffusion-controlled values,<sup>11</sup>

TABLE 4

Values of the kinetic constants for dissociation of  $[\text{Fe}(\text{pmi})_3]^{2+}$  and  $[\text{Fe}(\text{ppi})_3]^{2+}$  in 2M-HCl-LiCl

Complex	$\theta_c$ °C	$k_{\infty'} : k_0'$	$\frac{10^5 k_0'}{\text{s}^{-1}}$	$\frac{10^4 k_{\infty}'}{\text{s}^{-1}}$	$k_{\infty''} : k_0''$	$\frac{10^5 k_0''}{\text{s}^{-1}}$	$\frac{10^4 k_{\infty}''}{\text{s}^{-1}}$
$[\text{Fe}(\text{pmi})_3]^{2+}$	43.12	$9 \pm 2$	$1.35 \pm 0.35$	$1.14 \pm 0.08$	$12.25 \pm 1.25$	$3.0 \pm 0.4$	$3.67 \pm 0.13$
	52.60	$7.75 \pm 1.75$	$5.8 \pm 1.5$	$4.25 \pm 0.35$	$10.25 \pm 0.75$	$13.1 \pm 1.5$	$13.8 \pm 0.5$
$[\text{Fe}(\text{ppi})_3]^{2+}$	30.15	$7.5 \pm 3.5$	$1.8 \pm 1.0$	$1.0 \pm 0.1$	$6.6 \pm 0.6$	$8.6 \pm 1.2$	$5.57 \pm 0.23$
	40.06	$6.5 \pm 3.0$	$9 \pm 5$	$4.4 \pm 0.5$	$5.75 \pm 0.25$	$45 \pm 10$	$22.4 \pm 1.7$

above results one can conclude that  $k_{\infty}(\text{bipy}) : k_0(\text{bipy}) < k_{\infty}'(\text{pmi}) : k_0'(\text{pmi}) < k_{\infty}''(\text{pmi}) : k_0''(\text{pmi}) < k_{\infty}(\text{gmi}) : k_0(\text{gmi})$ . This trend can be rationalized on the basis of steric effects operating in the half-bonded intermediates (I)–(IV). The metal–nitrogen bond would be weaker in (II) than in (I) due to the greater steric hindrance of the pyridine ring compared with the CH:NMe group. The inverse effect would operate in (III) and (IV) and the metal–nitrogen bond would be stronger in (III). Thus  $k_3$  would increase in the order (I) < (II) < (III) < (IV), in agreement with the trend observed for  $k_{\infty}/k_0 = 1 + (k_2/k_3)$ .

Since pertinent data referring to the aliphatic *N*-propylimine derivative are not available, wide limits were used for  $[\text{Fe}(\text{ppi})_3]^{2+}$  (from  $k_{\infty}' : k_0' = 2 k_{\infty}'' : k_0''$  to  $k_{\infty}'' : k_0'' = 2 k_{\infty}' : k_0'$ ). At 40 °C,  $k_{\infty}' : k_0' = 3.5-9.5$  and  $k_{\infty}'' : k_0'' = 4.5-5.9 : 1$  were the estimated ratios. Table

\* Extrapolated to 40 °C from data of refs. 3 and 4.

† This assumption is implicit in the interpretation of the rate data for dissociation of nickel(II), oxovanadium(IV), and beryllium pentane-2,4-dionates (R. G. Pearson and J. W. Moore, *Inorg. Chem.*, 1966, 5, 1223 and 1228).

$k_4 \approx 10^{10}-10^{11} \text{ dm}^3 \text{ mol}^{-1} \text{ s}^{-1}$ . Thus Basolo's assumption leads to  $k_c \approx 10^{-4}-10^{-6} \text{ mol dm}^{-3}$ , which disagrees with the experimental values of  $k_c$ . It seems, therefore, that the values of  $k_c$  will depend essentially on the second term in equation (5).†

Since  $k_2 \gg k_3$ , and  $k_2$  does not vary greatly for the different di-imine complexes, the differences in  $k_c$  will largely depend on differences in  $K/k_6$ . In terms of the basicities of the free nitrogen atom in the half-bonded intermediates (I)–(IV), a probable order of  $K(\text{I}) \approx K(\text{III}) \ll K(\text{II}) \approx K(\text{IV})$  can be assumed. Since  $k_6$  increases in the order (I) < (II) < (III) < (IV), one can predict the order  $k_c(\text{III}) < k_c(\text{I}) < k_c(\text{IV}) < k_c(\text{II})$  which corresponds qualitatively with the experimental order.

*Kinetic Parameters for Acid Dissociation of Iron(II) Di-imine Complexes.*—Table 5 presents kinetic data for

<sup>10</sup> R. H. Holyer, C. P. Hubbard, S. F. A. Kettle, and R. G. Wilkins, *Inorg. Chem.*, 1965, 4, 929.

<sup>11</sup> E. F. Caldin, 'Fast Reactions in Solution,' Blackwell, Oxford, 1964, pp. 66, 244, and 263.

dissociation of the iron(II) di-imine complexes discussed above.  $E_0^\ddagger$  Refers to the parameter  $k_0$ , which for  $[\text{Fe}(\text{pmi})_3]^{2+}$  and  $[\text{Fe}(\text{ppi})_3]^{2+}$  contains contributions from both dissociation paths.  $E_\infty^\ddagger$  Refers to the parameter  $k_\infty$  and its values for  $[\text{Fe}(\text{pmi})_3]^{2+}$  and  $[\text{Fe}(\text{ppi})_3]^{2+}$  were calculated from  $k_{\infty'}$  and  $k_{\infty''}$  using equation (6), where

$$E_\infty^\ddagger = R \left( \frac{T_2 T_1}{T_2 - T_1} \right) \ln \frac{k_{\infty 2}}{k_{\infty 1}} \quad (6)$$

$k_{\infty 1}$  and  $k_{\infty 2}$  are constants at temperatures  $T_1$  and  $T_2$ , respectively. The errors in  $E_\infty^\ddagger$  for  $[\text{Fe}(\text{pmi})_3]^{2+}$  and

disparity is too large to be explained by differences in activation entropies, which are equal within experimental error. In fact, without taking into account the experimental errors in Arrhenius activation energies, one obtains the differences  $E_\infty^\ddagger[\text{Fe}(\text{gmi})_3]^{2+} - E_\infty^\ddagger[\text{Fe}(\text{bipy})_3]^{2+} \approx 19 \text{ kJ mol}^{-1}$  and  $E_\infty^\ddagger[\text{Fe}(\text{pmi})_3]^{2+} - E_\infty^\ddagger[\text{Fe}(\text{ppi})_3]^{2+} \approx 0$ . Thus it is apparent that the differences in bond strengths of M-N (aliphatic imine) and M-N (pyridine) in complexes of the two symmetric ligands are substantially reduced on passing to the complex of the unsymmetrical (mixed) ligand pmi. The

TABLE 5

Activation parameters for dissociation of iron di-imine complexes

Complex	$-\log k_\infty$ at 40 °C	$E_0^\ddagger$ kJ mol <sup>-1</sup>	$E_\infty^\ddagger$ kJ mol <sup>-1</sup>	$\Delta S_0^\ddagger$ J K <sup>-1</sup> mol <sup>-1</sup>	$\Delta S_\infty^\ddagger$ J K <sup>-1</sup> mol <sup>-1</sup>
$[\text{Fe}(\text{gmi})_3]^{2+}$ <sup>a</sup>	5.13	140 ± 2	128 ± 4	67 ± 7	64 ± 13
$[\text{Fe}(\text{bipy})_3]^{2+}$ <sup>b</sup>	2.10	123 ± 2	109 ± 8	80 ± 7	62 ± 27
$[\text{Fe}(\text{pmi})_3]^{2+}$	4.14 <sup>c</sup> 3.64 <sup>d</sup>	133 ± 2	119 ± 7, <sup>c</sup> 118 ± 4 <sup>d</sup>	95 ± 7	59 ± 20, <sup>c</sup> 67 ± 13 <sup>d</sup>
$[\text{Fe}(\text{ppi})_3]^{2+}$	3.36, <sup>c</sup> 2.66 <sup>d</sup>	124 ± 2	117 ± 3, <sup>c</sup> 109 ± 4 <sup>d</sup>	80 ± 7	63 ± 8, <sup>c</sup> 51 ± 13 <sup>d</sup>

<sup>a</sup> From ref. 4. <sup>b</sup> From refs. 3a, 5a, and R. Hogg and R. G. Wilkins, *J. Chem. Soc.*, 1962, 341. <sup>c</sup> Iron(II)-aliphatic imine bond broken first. <sup>d</sup> Iron(II)-pyridine bond broken first.

$[\text{Fe}(\text{ppi})_3]^{2+}$  are the sum of those from two different sources: the uncertainties in  $k_0'(k_0'')$  and in  $k_x'(k_x'')$ . The contribution of the first was taken as the difference in the values  $E_\infty'(E_\infty'')$  obtained using first the upper limits and secondly the lower limits of  $k_{\infty 2}'(k_{\infty 2}'')$  and  $k_{\infty 1}'(k_{\infty 1}'')$ . The contribution of the uncertainty in  $k_x'(k_x'')$  was calculated by a standard method.<sup>12</sup>

When comparing data in Table 5 one has to consider that the probability of breaking one single metal-ligand bond in the complex of a symmetrical ligand, *e.g.* bipy, is twice that of breaking the equivalent bond (*i.e.* metal-pyridine) in complexes of the unsymmetrical ligands pmi and ppi. With this in mind one notices that in  $[\text{Fe}(\text{pmi})_3]^{2+}$   $k_{\infty}'$  increases with respect to  $k_\infty$  of  $[\text{Fe}(\text{gmi})_3]^{2+}$  and  $k_{\infty}''$  decreases with respect to  $k_\infty$  of  $[\text{Fe}(\text{bipy})_3]^{2+}$  by the same factor, *i.e.* 18. The mean of  $-\log k_{\infty}'$  and  $-\log k_{\infty}''$  is 3.59 in agreement with the mean of  $-\log k_\infty$  for  $[\text{Fe}(\text{gmi})_3]^{2+}$  and  $[\text{Fe}(\text{bipy})_3]^{2+}$ , *i.e.* 3.62. The difference between the activation free energies,  $\Delta(\Delta G^\ddagger)$ , of  $[\text{Fe}(\text{gmi})_3]^{2+}$  and  $[\text{Fe}(\text{bipy})_3]^{2+}$  is 18 kJ mol<sup>-1</sup> while the same difference for the two dissociation paths of  $[\text{Fe}(\text{pmi})_3]^{2+}$  is only 3 kJ mol<sup>-1</sup>. This

reasons for such behaviour are under investigation. Within the limits of experimental error, the means of both  $E_0^\ddagger$  and  $E_\infty^\ddagger$  of  $[\text{Fe}(\text{gmi})_3]^{2+}$  and  $[\text{Fe}(\text{bipy})_3]^{2+}$  (131.8 and 118.0 kJ mol<sup>-1</sup>) are close to  $E_0^\ddagger = 132.6 \text{ kJ mol}^{-1}$  and the mean of  $E_\infty^\ddagger'$  and  $E_\infty^\ddagger''$  (119.2 kJ mol<sup>-1</sup>) obtained for  $[\text{Fe}(\text{pmi})_3]^{2+}$ .

Though pertinent data referring to (glyoxalbispropyl-imine)iron(II) are not available, it is possible to assume that for this complex  $k_\infty$  and  $E_\infty^\ddagger$  are respectively larger and smaller than the values for  $[\text{Fe}(\text{gmi})_3]^{2+}$ . The reverse probably holds for  $[\text{Fe}(\text{bipy})_3]^{2+}$ . Thus it is to be expected that values of  $k_{\infty}'$  and  $k_{\infty}''$  for  $[\text{Fe}(\text{ppi})_3]^{2+}$  are larger than those for  $[\text{Fe}(\text{pmi})_3]^{2+}$ . The reverse should be valid for  $E_\infty^\ddagger$ .

We thank the Fundação de Amparo à Pesquisa do Estado de São Paulo for the award of a research grant and Dr. A. Dutta-Ahmed for helpful discussions.

[4/2372 Received, 12th November, 1974]

<sup>12</sup> H. Margenau and G. M. Murphy, 'The Mathematics of Physics and Chemistry,' D. Van Nostrand, Princeton, 1967, 2nd edn., p. 515.